

A recessed 600x600mm luminaire with unique architectural identity.

Due to the combination of the reflective recuperator and the micro-perforated reflector it is suitable for areas where soft, mostly indirect, illumination is required.

Technical Features

- Recessed luminaire for panels in mineral fibre with expose structure or plasterboard ceiling 600x600mm.
- Steel body painted electrostatically.
- Steel parabolic recuperator with high reflectivity in white colour.
- Micro-perforated reflector, from steel, painted in white colour, covered with reflection film.
- Pure light without IR/UV radiation.
- Operation life: 50,000 hours with efficiency > 80% of the initial luminous flux (L80B10).
- Connection for operation on 230V-50/60Hz.

Upon Request

- Connection for emergency lighting system, for one or three hours.

SOFT LIGHT L680

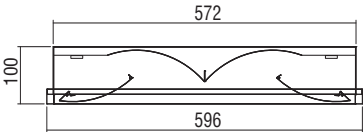
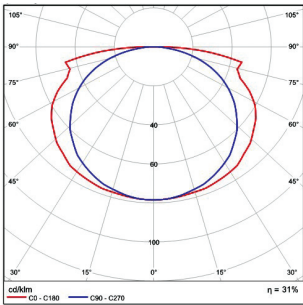
PROFESSIONAL RECESSED LUMINAIRES



- Steel parabolic recuperator with high reflectivity in white colour.
- Micro-perforated reflector.
- Suspension brackets not included.
- CRI: min. 80 / SDCM: 3
- Luminous Efficacy:
198 Lm/Watt at 4000K 400mA
186 Lm/Watt at 3000K 400mA

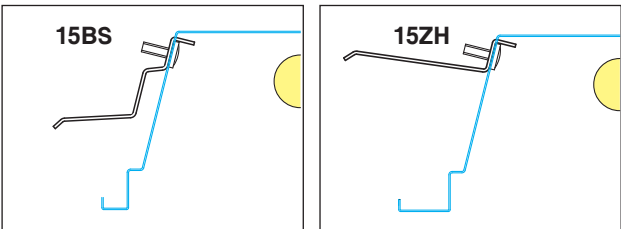
Code	Description
356603	Soft Light LED L 680x40W Warm
356613	Soft Light LED L 680x40W Neutral

For dimmer version add letter “D” at the end of product code.



Plasterboard Hole
580x580mm

SUSPENSION BRACKETS



- Suspension brackets from galvanized steel thickness 1,5mm, necessary for the installation in plasterboard.
- **15 BS** min.18mm, max. 45mm
- **15 ZH** min.45mm, max. 72mm

Code	Description
303001	15 BS (4 pieces)
303005	15 ZH (4 pieces)