

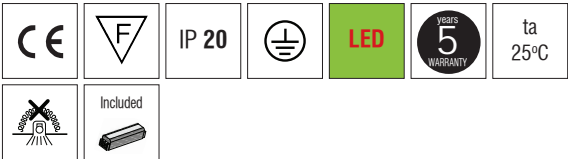
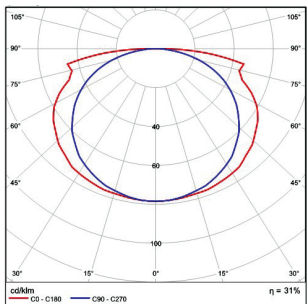
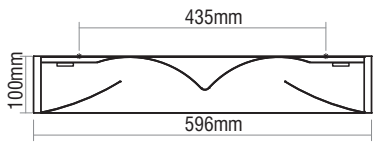
A surface mounted luminaire with unique architectural identity. Due to the combination of the reflective recuperator and the –micro-perforated reflector it is suitable for areas where soft, mostly indirect, illumination is required.

Technical Features

- Steel body painted electrostatically.
- Steel parabolic recuperator with high reflectivity in white colour.
- Micro-perforated reflector from steel, painted in white colour, covered with reflection film.
- Pure light without IR/UV radiation.
- Operation life: 50,000 hours with efficiency > 80% of the initial luminous flux (L80B10).
- Connection for operation on 230V-50/60Hz.

Upon Request

- Connection for emergency lighting system, for one or three hours.



- Micro-perforated reflector from steel, painted in white colour covered with reflection film for LED edition.
- Steel parabolic recuperator with high reflectivity in white colour.
- CRI: min. 80 / SDCM: 3
- Luminous Efficacy:
201 Lm/Watt at 4000K 350mA
189 Lm/Watt at 3000K 350mA

Code	Description
281603	Soft Light LED P 680x40W Warm
281613	Soft Light LED P 680x40W Neutral

For dimmer version add letter “D” at the end of product code.