


*SKY is a small and minimal recessed luminaire, square or round, which is ideal for decorative lighting.*

**Technical Features**

- Body from aluminium profile.
- Cover from methacrylate PMMA, 3mm or 8mm in round or square shape.
- Easy mounting with clips.
- Pure light without IR/UV radiation.
- Operation life: 50,000 hours with efficiency > 80% of the initial luminous flux.
- Connection for operation with Constant Voltage 12V DC.

**Upon request:**

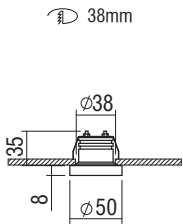
Available with highest colour rendering index (CRI)



# SKY

# OUTDOOR

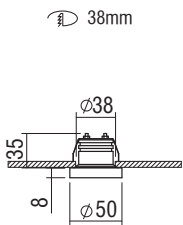
## SKY R8



- Aluminium body.
- Cover from methacrylate PMMA, 8mm in round shape.

Code	Description	Kg
88077	SKY R8 2,6W	0,080

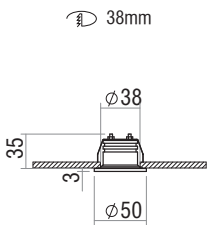
## SKY S8



- Aluminium body.
- Cover from methacrylate PMMA, 8mm in square shape.

Code	Description	Kg
88075	SKY S8 2,6W	0,080

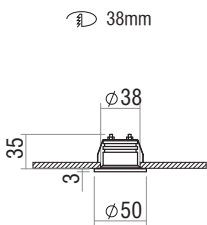
## SKY R3



- Aluminium body.
- Cover from methacrylate PMMA, 3mm in round shape.

Code	Description	Kg
88076	SKY R3 2,6W	0,070

## SKY S3



- Aluminium body.
- Cover from methacrylate PMMA, 3mm in square shape.

Code	Description	Kg
88010	SKY S3 2,6W	0,070

### DRIVER

LED LUMINAIRES DESCRIPTION		N° Luminaires		DIMENSIONS mm		CODE	
		min.	max.				
SKY (CONSTANT VOLTAGE)	2,6W	1	4	12V DC 13W IP20	160 x 22 x 19	800060	

### LED Colour Codes:

1 Cold 2 Warm 3 Neutral 4 Blue 5 Yellow 6 Red 7 Green