



AXEL is an ideal solution for small showcases, homes, rest areas, museums, hotels, exhibition halls and generally for many decorative and architectural projects. Available in Spot, Medium and Wide light distribution can be the perfect tool for wide range of applications.

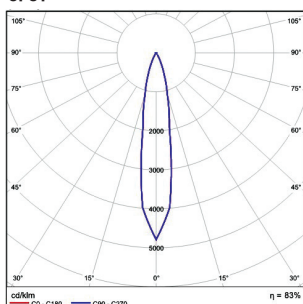
Technical Features

- Aluminium body, painted electrostatically in selected colour.
- Lens in Spot, Medium, Wide version.
- Pure light without IR/UV radiation.
- Efficient thermal management.
- Operation life: 50,000 hours with efficiency > 80% of the initial luminous flux (L80B10).
- Connection for operation with constant current.

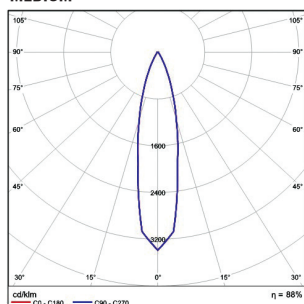
Upon Request

- Available with highest colour rendering index (CRI).

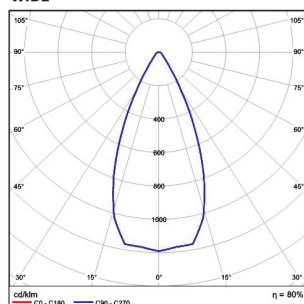
SPOT



MEDIUM

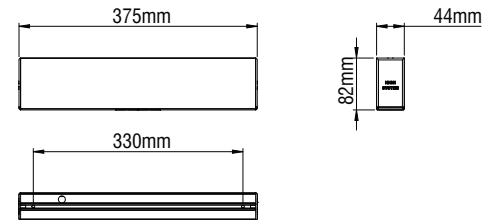


WIDE



AXEL

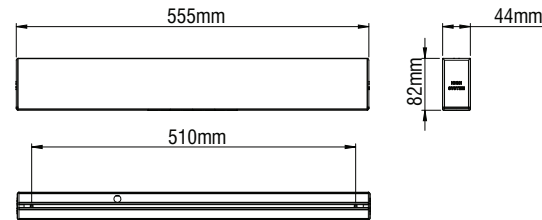
AXEL 2



- For surface installation.
- Aluminium body.
- Lens in Spot, Medium & Wide version.
- 5W power consumption driven at 500mA.
- CRI: min. 80 / SDCM: 3
- Luminous Efficacy:
5W: 4000 K: 116 Lm/Watt
5W: 3000 K: 108 Lm/Watt

Code	Description	Kg
88480	AXEL 2 2x5W	0,500
88481	AXEL 4 4x5W	0,800

AXEL 4



LED COLOUR CODES: 2 Warm 3 Neutral	BEAM CODES: 01 spot 02 medium 03 wide	Colour Codes: 0 Colours 1 White 2 Titan 3 Black
--	---	---



