



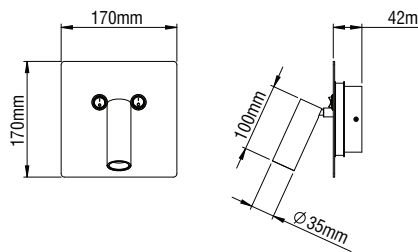
PANDORA is surface wall mounted luminaire with LED source, ideal for a wide range of indoor applications.

Technical Features

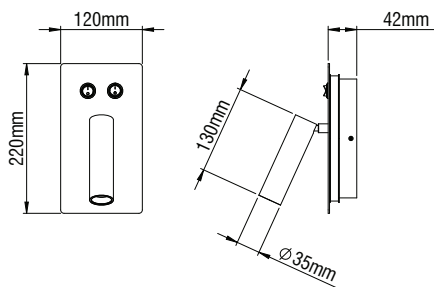
- Aluminium body, painted electrostatically in selected colour.
- Aluminium mounting base.
- Connection for operation with 230V/50Hz.

PANDORA

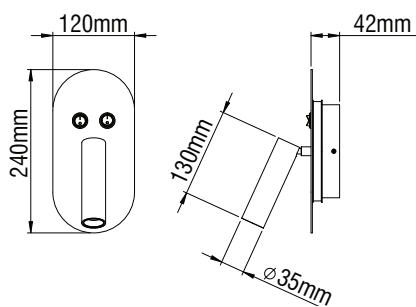
PANDORA 1



PANDORA 2



PANDORA 3



WALL LIGHTING INTERIOR

CE	F	⏚	IP 20	850°C	LED
5 years WARRANTY	ta 25°C	Included			

- Aluminium body.
- Aluminium mounting base.
- 230V/50Hz.
- CRI: min. 80 / SDCM: 3
- 2W + 2W Up/ Down and 2W LED spot.
- Luminous Efficacy (for Up/ Down):
140 Lm/W at 4000 K
132 Lm/W at 3000 K
- Luminous Efficacy (for LED spot):
164 Lm/W at 4000 K
154 Lm/W at 3000 K

Code	Description	Kg
85994	PANDORA 1 4W+2W Warm	0,400
85995	PANDORA 1 4W+2W Neutral	0,400

CE	F	⏚	IP 20	850°C	LED
5 years WARRANTY	ta 25°C	Included			

- Aluminium body.
- Aluminium mounting base.
- 230V/50Hz.
- CRI: min. 80 / SDCM: 3
- 2W + 2W Up/ Down and 2W LED spot.
- Luminous Efficacy (for Up/ Down):
140 Lm/W at 4000 K
132 Lm/W at 3000 K
- Luminous Efficacy (for LED spot):
164 Lm/W at 4000 K
154 Lm/W at 3000 K

Code	Description	Kg
85996	PANDORA 2 4W+2W Warm	0,400
85997	PANDORA 2 4W+2W Neutral	0,400

CE	F	⏚	IP 20	850°C	LED
5 years WARRANTY	ta 25°C	Included			

- Aluminium body.
- Aluminium mounting base.
- 230V/50Hz.
- CRI: min. 80 / SDCM: 3
- 2W + 2W Up/ Down and 2W LED spot.
- Luminous Efficacy (for Up/ Down):
140 Lm/W at 4000 K
132 Lm/W at 3000 K
- Luminous Efficacy (for LED spot):
164 Lm/W at 4000 K
154 Lm/W at 3000 K

Code	Description	Kg
85998	PANDORA 3 4W+2W Warm	0,400
85999	PANDORA 3 4W+2W Neutral	0,400

Colour Codes:			
0	Colours	1	White
2	Titan	3	Black