



*TEO ORIENTABILE is an adjustable and extractable ceiling downlight. It highlights impressively premises, such as shopping malls, stores, hotels, exhibition halls, museums etc.*

### **Technical Features**


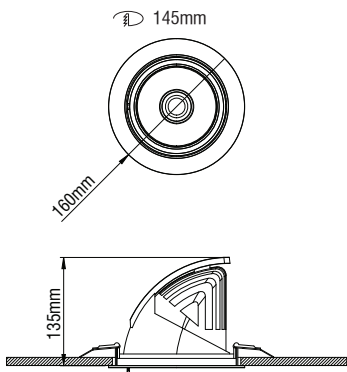
- Body and ring from die-cast aluminium painted electrostatically in selected colour or plated.
- Matt aluminium reflector.
- Tempered protection silkscreen glass.
- Pure light without IR/UV radiation.
- Efficient thermal management.
- Operation life: 50,000 hours with efficiency > 80% of the initial luminous flux (L80B10).
- Connection for operation with Constant Current.

### **Upon request:**

Available with highest colour rendering index (CRI)

# TEO ORIENTABILE

## TEO ORIENTABILE

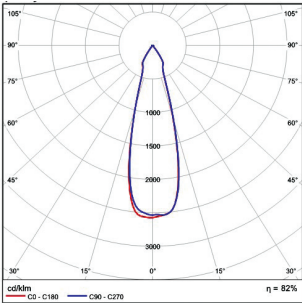


- Reflector in Medium or Wide versions.
- Inner body from die-cast aluminium.
- 19W power consumption driven at 500mA.
- 26W power consumption driven at 700mA.
- 40W power consumption driven at 1050mA.
- CRI: min. 80 / SDCM: 3
- Luminous Efficacy:
  - 19W: 4000 K: 156 Lm/Watt
  - 19W: 3000 K: 149 Lm/Watt
  - 26W: 4000 K: 154 Lm/Watt
  - 26W: 3000 K: 148 Lm/Watt
  - 40W: 4000 K: 141 Lm/Watt
  - 40W: 3000 K: 136 Lm/Watt

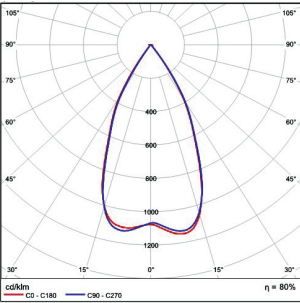
Code	Description	Kg
88721	TEO ORIENTABILE 19W	1,674
88722	TEO ORIENTABILE 26W	1,674
88723	TEO ORIENTABILE 40W	1,674

For dimmer version add letter “D” at the end of product code.

MEDIUM



WIDE



LED COLOUR CODES:	BEAM CODES:	Colour Codes:
<b>2</b> Warm <b>3</b> Neutral	<b>01</b> spot <b>02</b> medium <b>03</b> wide	<b>0</b> Colours <b>1</b> White <b>2</b> Titan <b>3</b> Black