



A recessed 600x600mm luminaire with special geometrical structure.

The combination of the reflective recuperator and the micro-perforated lamp cover gives a direct-indirect light distribution, suitable for areas where soft, mostly indirect, illumination is required.

Technical Features

- Recessed luminaire for panels in mineral fibre with expose structure or plasterboard ceiling 600x600mm.
- Steel body painted electrostatically.
- Steel parabolic recuperator with high reflectivity in white colour.
- Micro-perforated reflector from steel, painted in white colour, covered with reflection film.
- Pure light without IR/UV radiation.
- Operation life: 50,000 hours with efficiency > 80% of the initial luminous flux (L80B10).
- Connection for operation on 230V-50/60Hz.

Upon Request

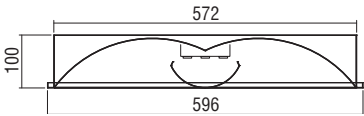
- Connection for emergency lighting system, for one or three hours.

SOFT LIGHT L610

PROFESSIONAL RECESSED LUMINAIRES



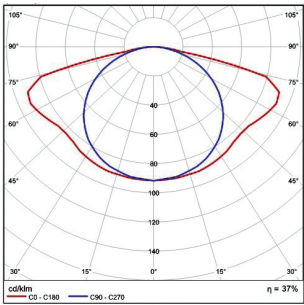
- Steel parabolic recuperator with high reflectivity in white colour.
- Micro-perforated reflector from steel, painted in white colour covered with reflection film.
- Suspension brackets not included.
- CRI: min. 80 / SDCM: 3
- Luminous Efficacy:
198 Lm/Watt at 4000K 400mA
186 Lm/Watt at 3000K 400mA



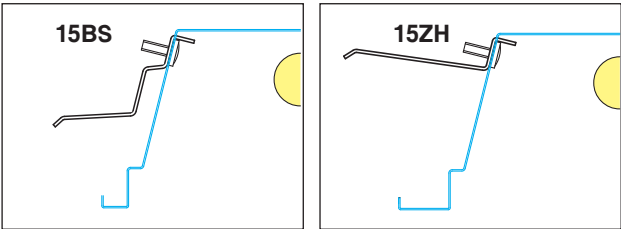
Plasterboard Hole
580x580mm

Code	Description
351603	Soft Light LED L 610x60W Warm
351613	Soft Light LED L 610x60W Neutral

For dimmer version add letter “D” at the end of product code.



SUSPENSION BRACKETS



- Suspension brackets from galvanized steel thickness 1,5mm, necessary for the installation in plasterboard.
- **15 BS** min.18mm, max. 45mm
- **15 ZH** min.45mm, max. 72mm

Code	Description
303001	15 BS (4 pieces)
303005	15 ZH (4 pieces)

SOFT LIGHT L610

PROFESSIONAL RECESSED LUMINAIRES



