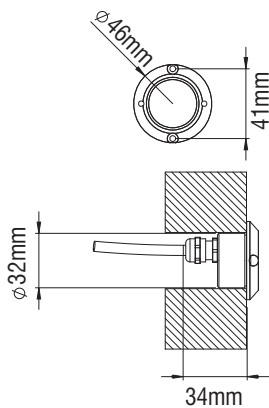


Wall mounted luminaire,
with plain and accurate design,
for outdoor applications.

Technical Features

- Aluminium body, painted electrostatically in selected colour.
- Opal PMMA cover.
- Pure light without IR/UV radiation.
- Operation life: 50,000 hours with efficiency > 80% of the initial luminous flux (L80B10).
- Supplied with 2x0,75mm NEOPRENE 1m cable.
- Connection for operation with constant current.



- Aluminium body.
- 1W power consumption driven at 350mA.
- CRI: min. 80 / SCDM: 3
- Luminous Efficacy:
1W: 3000 K: 154 Lm/Watt
1W: 4000 K: 164 Lm/Watt

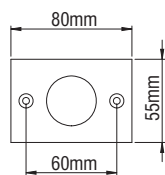
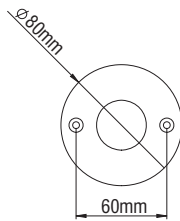
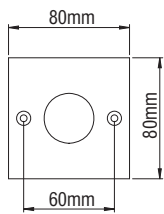

Code	Description	Kg
85835	POINT LED 1W IP65 Warm	0,200
85836	POINT LED 1W IP65 Neutral	0,200

DRIVER

350mA 3W IP65
38x27x21

CODES	LUMINAIRE	800035
85835	POINT Led 1W Warm (350mA)	1 - 3 modules
85836	POINT Led 1W Neutral (350mA)	1 - 3 modules

ACCESSORIES



- Frame from aluminium painted electrostatically in selected colour.

Code	Description	Kg
80035	Frame 80x80mm for POINT	0,150
80036	Frame Ø80mm for POINT	0,150
80037	Frame 80x55mm for POINT	0,150

Colour Codes:

0 Colours 1 White 2 Titan 3 Black 4 Chrome 5 matt Alum.