

## PLEXI ROUND HIGH

## ARCHITECTURAL SURFACE & PENDANT LUMINAIRES



*An opal circular luminaire with a contemporary design.  
PLEXI ROUND HIGH is a piece of architecture, perfect for adding  
stature to an area.  
With it's gentle uniform lighting, it upgrades areas such as lobbies,  
corridors, offices and stores.  
It is available with two diameters: 1200 and 1500mm.*

### **Technical Features**

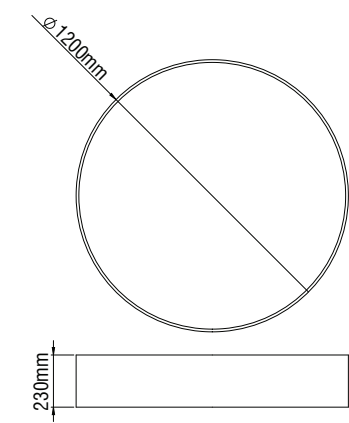

- Aluminium body, painted electrostatically in selected colour.
- Opal plexi glass cover.
- Direct and indirect illumination.
- Pure light without IR/UV radiation.
- Efficient thermal management.
- Operation life: 50,000 hours with efficiency > 80% of the initial luminous flux (L80B10).
- Connection for operation on 230V-50/60Hz.

### **Upon Request**

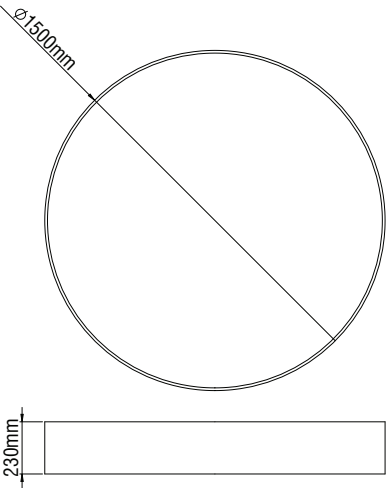

- Connection for operation with electronic dimmable ballast or emergency function.
- Available in Up/ Down version.

# PLEXI ROUND HIGH

## PLEXI ROUND HIGH 1200



## PLEXI ROUND HIGH 1500



Colour Codes:			
0	Colours	1	White
2	Titan	3	Black

# ARCHITECTURAL SURFACE & PENDANT LUMINAIRES



- High efficient opal plexiglass cover.
- CRI: min. 80 / SDCM: 3
- Luminous Efficacy:  
206 Lm/W at 4000K 250mA  
195 Lm/W at 3000K 250mA

Code	Description
8231178	Plexi Round High 1200 LED 175W Warm
8231188	Plexi Round High 1200 LED 175W Neutral

For dimmer version add letter “D” at the end of product code.



- High efficient opal plexiglass cover.
- CRI: min. 80 / SDCM: 3
- Luminous Efficacy:  
206 Lm/W at 4000K 250mA  
195 Lm/W at 3000K 250mA

Code	Description
8231198	Plexi Round High 1500 LED 270W Warm
8231208	Plexi Round High 1500 LED 270W Neutral

For dimmer version add letter “D” at the end of product code.



## PLEXI ROUND HIGH

## ARCHITECTURAL SURFACE & PENDANT LUMINAIRES





## PLEXI ROUND HIGH

## ARCHITECTURAL SURFACE & PENDANT LUMINAIRES

