

SLOTLIGHT APPLIQUE combines the architectural style with the efficiency. It produces perfect lighting conditions without annoying reflections and that is why it can be used from entrance areas to offices.

It escapes the restrictions of the T16 lamp by using LED lighting points that can have any spacing pitch and this gives the light line enormous flexibility. The visual benefit: The continuous-row system is illuminated absolutely uniformly from beginning to end, is economically efficient, is maintenance-free and it has long service life.

Technical Features

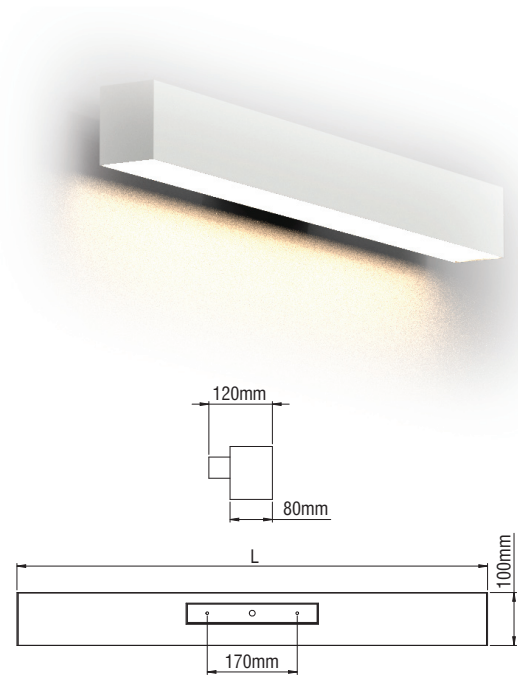
- Housing from aluminium profile, painted electrostatically in selected colour.
- Removable plastic heads.
- High efficient diffuser in opal PMMA.
- Flow recuperator in white colour.
- Pure light without IR/UV radiation.
- Efficient thermal management.
- Operation life: 50,000 hours with efficiency > 80% of the initial luminous flux (L80B10).
- Connection for operation on 230V/50Hz.

Upon request:

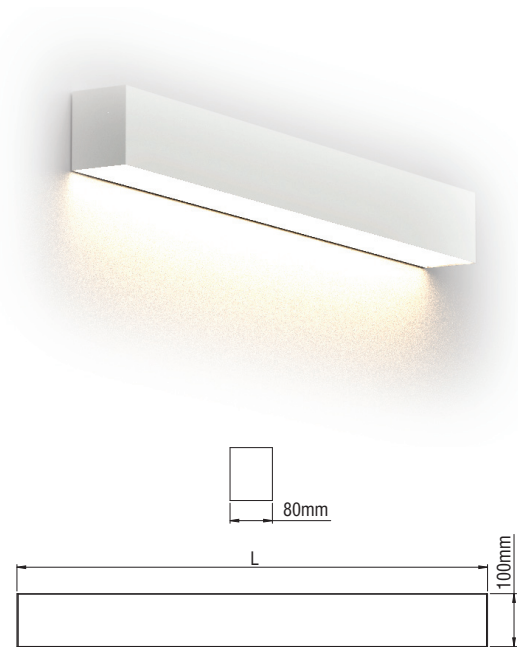
- Available with highest colour rendering index (CRI).
- Connection for emergency lighting system, for one or three hours.

SLOTLIGHT APPLIQUE

SLOTLIGHT APPLIQUE



SLOTLIGHT SURFACE APPLIQUE



WALL LIGHTING INTERIOR



- Version for LED CHIP.
- Aluminium body.
- Removable plastic heads.
- High efficient diffuser in opal PMMA.
- Flow recuperator in white colour.
- CRI: min. 80 / SDCM: 3
- Luminous Efficacy:
201 Lumen / Watt at 4000K 350mA
189 Lumen / Watt at 3000K 350mA

Code	Description	L	Kg
92777	Slotlight Applique Led 33W Neutral	1160	3,500
92778	Slotlight Applique Led 33W Warm	1160	3,500

For dimmer version add letter “D” at the end of product code.




- Version for LED CHIP.
- Aluminium body.
- Removable plastic heads.
- High efficient diffuser in opal PMMA.
- Flow recuperator in white colour.
- CRI: min. 80 / SDCM: 3
- Luminous Efficacy:
201 Lumen / Watt at 4000K 350mA
189 Lumen / Watt at 3000K 350mA

Code	Description	L	Kg
92779	Slotlight Surface Applique Led 33W Neutral	1160	3,500
92780	Slotlight Surface Applique Led 33W Warm	1160	3,500

For dimmer version add letter “D” at the end of product code.

SLOTLIGHT APPLIQUE

SLOTLIGHT APPLIQUE UP/ DOWN




- Version for LED CHIP.
- Aluminium body.
- Removable plastic heads.
- High efficient diffuser in opal PMMA.
- Flow recuperator in white colour.
- CRI: min. 80 / SDCM: 3
- Luminous Efficacy:
201 Lumen / Watt at 4000K 350mA
189 Lumen / Watt at 3000K 350mA

Code	Description	L	Kg
92773	Slotlight Up /Down Applique Led 33W+16W Neutral	1160	3,500
92774	Slotlight Up /Down Applique Led 33W+16W Warm	1160	3,500

For dimmer version add letter “D” at the end of product code.

SLOTLIGHT SURFACE APPLIQUE UP/ DOWN



- Version for LED CHIP.
- Aluminium body.
- Removable plastic heads.
- High efficient diffuser in opal PMMA.
- Flow recuperator in white colour.
- CRI: min. 80 / SDCM: 3
- Luminous Efficacy:
201 Lumen / Watt at 4000K 350mA
189 Lumen / Watt at 3000K 350mA

Code	Description	L	Kg
92775	Slotlight Up /Down Surface Applique Led 33W+16W Neutral	1160	3,500
92776	Slotlight Up /Down Surface Applique Led 33W+16W Warm	1160	3,500

For dimmer version add letter “D” at the end of product code.

Colour Codes:

0 Colours 1 White 2 Titan 3 Black 5 matt Alum. 9 Anodized

